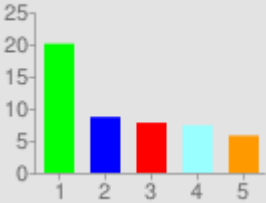
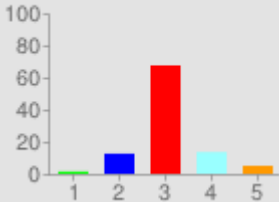
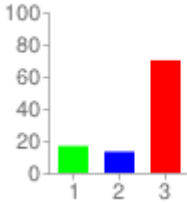


# Melbourne(3000) Suburb Demographics

3000	
Suburb name(s)	Melbourne
Population size (people)	14538
Born in Australia (%)	23.32%
Born Overseas - Top 5 (%)	
1. Country of birth not stated (20.06%)	
2. Malaysia (8.69%)	
3. Indonesia (7.81%)	
4. China (excl. SARs and Taiwan Province) (7.38%)	
5. Born elsewhere (5.79%)	
<div><div>Born overseas (%)</div></div>	
Age Median of People	25
Age Statistics (%)	
1. 0 - 4 Years (1.4%)	
2. 5 - 19 Years (12.57%)	
3. 20 - 39 Years (67.49%)	
4. 40 - 59 Years (13.54%)	
5. 60 Years and over (5.01%)	
<div><div>Age Statistics (%)</div></div>	
Family Statistics (%)	
1. Married in a Registered Marriage (16.74%)	
2. Married in a De Facto marriage (13.18%)	
3. Not Married (70.07%)	
<div><div>Family Statistics (%)</div></div>	
Occupation - Top 5 (%)	
1. Professionals (36.14%)	
Occupation - Top 5 (%)	
50%	

---

2. Managers (14.87%)

3. Clerical & administrative workers (13.48%)

4. Sales workers (10.29%)

5. Community & personal service workers (10.17%)

#### Highest Year of School Completed

Year 12 or equivalent	9631
Year 11 or equivalent	712
Year 10 or equivalent	467
Year 9 or equivalent	135
Year 8 or below	112

#### Type of Dwelling - Top 3

Flat, unit or apartment In a four or more storey block	5743
Flat, unit or apartment In a three storey block	251
Semi-detached, row or terrace house, townhouse etc. with Two or more storeys	65

#### Nature of Property Occupancy

Fully Owned	710
Being Purchased	976
Rented	4245
Other	251

#### Income (\$/weekly)

Individual Income	\$410
Family Income	\$1,134

<b>Median Housing Loan Repayment (\$/monthly)</b>	\$1,600
---	---------

<b>Median Rent (\$/weekly)</b>	\$308
--------------------------------	-------